



Das Auto.

The 21st Century Beetle





They say that 3 seconds is enough to fall in love. You can now turn the page.

Illustration shows "Sport" equipment line, 19 inch "Tornado" rim, Oryx White Mother-of-Pearl Effect (will be introduced at a later date).

The only car that has a nickname in even the most out of the way places.

Innumerable nicknames all over the world prove that hardly any other car holds such a fascination. The iconic Beetle is back, but maybe a

little different than expected – powerful, dynamic, and with an edge. Even if the 21st Century Beetle does many things differently, it has

one thing in common with its predecessor: it excites enthusiasm.

Information on the nickname lettering that can be ordered is given on page 25.



Not every icon of the sixties
still looks this good today.





From 0 to 200 km/h in 66 years.

It is true: the Beetle really can reach a speed of 200 km/h – without a tailwind and downward slope.

With its output of 147 kW (200 bhp)* the Beetle accelerates from 0 to 100 km/h in 7.5 seconds. So don't be

surprised if you are overtaken by a Beetle sometime soon. There's nothing wrong with your car.

The first Beetle made people independent.
This one makes them faster.

Its name gives clear indication of this. The limited edition "White Turbo"¹⁾ Beetle with a Pure White paint finish, 19 inch "Tornado" wheels and striking "Turbo" logo

on the doors shows straightaway that it stands for sheer driving enjoyment. Unfortunately this Beetle with its 147 kW TSI engine²⁾ disappears from view rather quickly.



¹⁾ "Black Turbo" special model, with a Deep Black paint finish and silver grey trim film, is also available.
²⁾ Please refer to page 23 for information on fuel consumption and CO₂ emissions.



Back to the future.





It still smiles. But less.



It used to be the car for everyone.
Today it is the car for you.

The Beetle has always been unique, but in the 21st century it takes an even more individual approach. The configuration possibilities are more

versatile than ever before. The different aspects emphasised in the standard, "Design" and "Sport" equipment lines are comfort, design

and sportiness, and the additional options offered allow even more scope for customisation.



The “**Sport**” equipment line of the Beetle has a great many convincing extras in the interior. An air conditioner, and sports seats with integrated lumbar support and “Sport” cloth upholstery make sure you arrive relaxed. The steering wheel, gear lever knob and handbrake lever grip are covered with fine leather and complement the carbon look of the instrument panel trim to perfection. The “Beetle” pocket on the front passenger side together with many chrome elements are eye-catching features inside the Beetle, and the optional sports seats shown here with Salsa Red/Black “Vienna” leather upholstery have a very exclusive flair. |SP


Illustration shows option at extra charge.





The Beetle has a number of interior highlights for you in the **“Design” equipment line**: the door, instrument panel and steering wheel trim is painted in body colour. Together with chrome elements in the cockpit and on the doors, this creates an individual atmosphere which is complemented by comfortable de luxe seats giving good support and sporting “Design” cloth upholstery. The “Beetle” pocket directly above the glove compartment in the instrument panel is a practical and stylish tribute to the past. |D

From discreet to flamboyant: the range of eleven different paint finishes enables you to choose your preferred colour for the interior.



The **“RNS 510” radio/navigation system** with voice control, picture navigation, touch screen, large colour display, DVD drive, 30 GB hard disk, SD card slot, AUX-IN socket and traffic sign display is equipped with pre-installed maps of Europe. |so



The Beetle is the only vehicle in Europe having a **Fender sound system**. The system consists of two tweeters each in the mirror triangles and rear side panel trim, and bass speakers at front and rear. An additional bass speaker in an enclosed bass box (subwoofer) is integrated in the luggage compartment of the Beetle. The heart of this sound system is a 10-channel Class AB amplifier with an output of 400 watts. You can choose one of three colours for the ambient lighting to suit your mood. A pleasant atmosphere is created by a light strip under the door trim and on the loudspeaker ring. |so



Consumption and CO₂ emissions

The table shows provisional forecast figures. Final figures were not available at the time of going to print.

| PETROL ENGINES | | 77 kW ²⁾ (105 bhp) TSI | 147 kW ³⁾ (200 bhp) TSI |
|---|-------------------------------|--------------------------------------|---------------------------------------|
| fuel consumption, litres/100 km ¹⁾ | with manual gearbox: | 6-speed | – |
| | combined | 7.6/5.0/5.9 | – |
| | with dual clutch gearbox DSG: | – | 6-speed |
| | urban/extra-urban/combined | – | 10.3/6.1/7.7 |
| CO ₂ emission combined, g/km ¹⁾ | with manual gearbox: | 137 | – |
| | with dual clutch gearbox DSG: | – | 179 |

1) The fuel consumption and emission figures have been determined in accordance with the measuring method stipulated (the version of regulation [EC] 715/2007 which is currently valid). Note in accordance with the version of directive 1999/94/EC which is currently valid: these figures do not refer to a particular vehicle and do not constitute part of the offer but are purely for comparison purposes between the various types of vehicle. In addition to the fuel efficiency of a car, driving behaviour as well as other non-technical factors play a role in determining a car's fuel consumption and CO₂ emissions. CO₂ is the

main greenhouse gas responsible for global warming. A guide on fuel consumption and CO₂ emissions which contains data for all new passenger car models is available free of charge at every point of sale in the European Union and, for prospective buyers in Germany, at DAT Deutsche Automobil Treuhand GmbH, Hellmuth-Hirth-Strasse 1, 73760 Ostfildern.
2) Only available for standard equipment and for "Design" equipment line.
3) Only available for "Sport" equipment line.

A radio/navigation system and a mobile phone can be operated via the **leather-covered multifunction steering wheel**. In conjunction with a dual clutch gearbox DSG, gears can be changed using shift paddles without taking your hands from the wheel. |so

The **instrument cluster** with central speedometer, rev counter and fuel gauge features elegant chrome trim rings. Relevant information such as current and average fuel consumption, average speed, range, journey distance, time and outside temperature is shown on the integrated multifunction display during the journey. |s

standard | S optional extra | SO standard on "Sport" | SP standard on "Design" | D



An **additional instrument on the dashboard** shows the current oil temperature and turbocharger pressure, and has a multifunction stop watch which can measure the time the vehicle is driven or stationary. As on all cockpit instruments, white lighting ensures optimal legibility independent of light conditions. |so

Will be introduced at a later date.



The **"keyless access" locking and starting system** offers top level convenience. Ingenious wireless and security technology enable you to unlock and lock the vehicle without actively using the key. The engine is switched on and off by pressing a button. |so



A modern interpretation of history: **18 inch "Disc" alloy wheel** with size 235/45 R 18 tyre. |so

The **18 inch "Twister" alloy wheel**¹⁾ with size 235/45 R 18 tyre adds an extra portion of dynamics. |so

The **19 inch "Tornado" alloy wheel**^{1), 2)} with bright finish and size 235/40 R 19 tyre underlines the sporty side of the Beetle. |so

The **electric panoramic sliding/tilting roof** creates a feeling of light and air in the interior and gives a good view. The roof can be tilted by up to 39 millimetres in one easy operation to let in a breath of fresh air. Tinted glass and a fabric blind provide protection from the sun. The roof can be opened completely by sliding it back. |so

The **"Volkswagen" logo** made of high quality letters is an attractive eye-catcher. Lettering for the nickname in your particular country can be ordered instead of the logo shown. After all, the relationship between drivers and "their" individual Beetle has always been a very emotional one. |so



The smiling look of its predecessor has almost disappeared: the **new front end** gives the Beetle a self-assured appearance and the air intake openings in the bumper plus **bi-xenon headlights**³⁾ give it a modern yet classic Volkswagen face. |so













The Beetle will often be seen from the rear and the **new rear end design** makes this an attractive prospect. The twin tail-pipes²⁾, colour-keyed diffusor²⁾ and last but not least, the rear spoiler²⁾ are convincing proof of its sporty characteristics. |so



1) Feature offered by Volkswagen R GmbH. Please refer to www.volkswagen-r.de for further information.
 2) Only for 147 kW.
 3) Will be introduced at a later date.

Our vehicles are equipped with summer tyres as standard. As of 04.12.2010 you are required by law in the Federal Republic of Germany to equip your vehicle with M+S tyres or all-weather tyres in wintry weather conditions with black ice, packed snow, slush, ice or slippery frost. Your local Volkswagen Dealer will be pleased to advise you.

Paint finishes

| | | | |
|--|---|---|--|
|  | PURE WHITE¹⁾ SO solid paint 0Q |  | REEF BLUE SO metallic paint 0A |
|  | BLACK SO solid paint A1 |  | PLATINUM GREY SO metallic paint 2R |
|  | CANDY WHITE S solid paint B4 |  | TOFFEE BROWN SO metallic paint 4Q |
|  | TORNADO RED SO solid paint G2 |  | REFLEX SILVER SO metallic paint 8E |
|  | SATURN YELLOW SO solid paint T1 |  | DEEP BLACK SO pearl effect paint 2T |
|  | DENIM BLUE SO solid paint X0 |  | ORYX WHITE²⁾ SO mother-of-pearl- effect paint OR |

Seat upholstery

| | | | |
|--|---|--|---|
|  | “BEETLE” CLOTH UPHOLSTERY S Titanium Black MK |  | “SPORT” CLOTH UPHOLSTERY SP Titanium Black/Blue YJ |
|  | “DESIGN” CLOTH UPHOLSTERY D Titanium Black MX |  | “VIENNA” LEATHER SO Black JU |
|  | “DESIGN” CLOTH UPHOLSTERY D Nutria Beige ²⁾ MW |  | “VIENNA” LEATHER SO Nutria Beige ^{2), 3)} NJ |
|  | “DESIGN” CLOTH UPHOLSTERY D Titanium Black/Red YM |  | “VIENNA” LEATHER SO Black/Atlantic Blue YJ |
|  | “SPORT” CLOTH UPHOLSTERY SP Titanium Black MX |  | “VIENNA” LEATHER SO Salsa Red/Black YM |
|  | “SPORT” CLOTH UPHOLSTERY SP Nutria Beige ²⁾ MH | | |

1) Only available for “White Edition” special edition.
2) Will be introduced at a later date.
3) The combination of Nutria Beige “Vienna” leather and Denim Blue paint finish is only available for the “Design” equipment line.

Combinations

| | | | | | | | | | | | | | |
|---|--|-----------------------------|----------|----------------|----------------|------------------|---------------|-----------------------|---------------------------|--------------------------|---------------------------|----------------------------|--|
| Seat upholstery | Instrument panel upper and lower section | Pure White 0Q ¹⁾ | Black A1 | Candy White B4 | Tornado Red G2 | Saturn Yellow T1 | Denim Blue X0 | Reef Blue Metallic 0A | Platinum Grey Metallic 2R | Toffee Brown Metallic 4Q | Reflex Silver Metallic 8E | Deep Black Pearl Effect 2T | Oryx White Mother-of-pearl-effect OR ²⁾ |
| “Beetle” cloth upholstery (only for “Beetle” equipment line) | | | | | | | | | | | | | |
| Titanium Black (MK) | Titanium Black | ○ | ○ | ● | ○ | - | - | - | ○ | - | ○ | ○ | ○ |
| “Design” cloth upholstery (only for “Design” equipment line) | | | | | | | | | | | | | |
| Titanium Black (MX) | Titanium Black | ○ | ○ | ● | ○ | ○ | ○ | - | ○ | ○ | ○ | ○ | ○ |
| Nutria Beige (MW) ²⁾ | Nutria Beige | ○ | ○ | ● | ○ | - | ○ | - | ○ | ○ | ○ | ○ | ○ |
| Titanium Black/Red (YM) | Titanium Black | ○ | ○ | ● | ○ | - | - | - | ○ | - | ○ | ○ | ○ |
| “Sport” cloth upholstery (only for “Sport” equipment line) | | | | | | | | | | | | | |
| Titanium Black (MX) | Titanium Black | ○ | ○ | ● | ○ | ○ | ○ | ○ | ○ | ○ | ○ | ○ | ○ |
| Nutria Beige (MH) ²⁾ | Nutria Beige | ○ | ○ | ● | ○ | - | - | ○ | ○ | ○ | ○ | ○ | ○ |
| Titanium Black/Blue (YJ) | Titanium Black | ○ | ○ | ● | ○ | - | ○ | ○ | ○ | - | ○ | ○ | ○ |
| “Vienna” leather (optional extra) | | | | | | | | | | | | | |
| Black (JU) | Titanium Black | ○ | ○ | ● | ○ | ○ | ○ | ○ | ○ | ○ | ○ | ○ | ○ |
| Nutria Beige (NJ) ^{2), 3)} | Nutria Beige | ○ | ○ | ● | ○ | - | ○ | ○ | ○ | ○ | ○ | ○ | ○ |
| Black/Atlantic Blue (YJ) | Titanium Black | ○ | ○ | ● | - | - | ○ | ○ | ○ | - | ○ | ○ | ○ |
| Salsa Red/Black (YM) | Titanium Black | ○ | ○ | ● | ○ | - | - | - | ○ | - | ○ | ○ | ○ |

The illustrations on the left-hand page can only be regarded as a general guide. The printing process cannot render the attractive paint finishes and seat upholstery with absolute accuracy. The symbols in the table show whether a paint finish is standard (●), an optional extra (○) or not available (-).

Some of the vehicles shown in this brochure are equipped with options at extra charge. All details of equipment and technical data are based on the features of the German market and are in accordance with the information available at the time of going to print. Your local Volkswagen Dealer will be pleased to give you details of the differences in your specific country. Subject to change without notice. DSG® and TSI® are registered

marks of Volkswagen AG and other companies in the Volkswagen Group in Germany and in other countries. The fact that a mark is not shown with an ® sign in this document cannot be interpreted to mean that this mark is not a registered mark and/or that this mark could be used without prior approval in writing from Volkswagen AG. Volkswagen provides for the take-back and recycling of end of life vehicles. All Volkswagens can therefore be recycled in an environment-friendly way and, subject to fulfilment of legal prerequisites, can be returned free of charge. You can obtain further details of this from your local Volkswagen Dealer, on our Internet website www.volkswagen.de and under the telephone number 0800 – VOLKSWAGEN (0800 – 86 55792436) which is free of charge in the Federal Republic of Germany.




The 21st Century Beetle

115.1196.42.18 · Printed in Germany
Subject to change without notice
Issue: July 2011

Internet: www.volkswagen.de

Your Volkswagen Dealer

A wide-angle landscape photograph showing a large, flat, light-colored area, possibly a salt flat or a dry lake bed, in the foreground. A road or path runs horizontally across the middle ground. In the background, there are low, hazy mountains under a bright, clear sky. The overall scene is desolate and open.